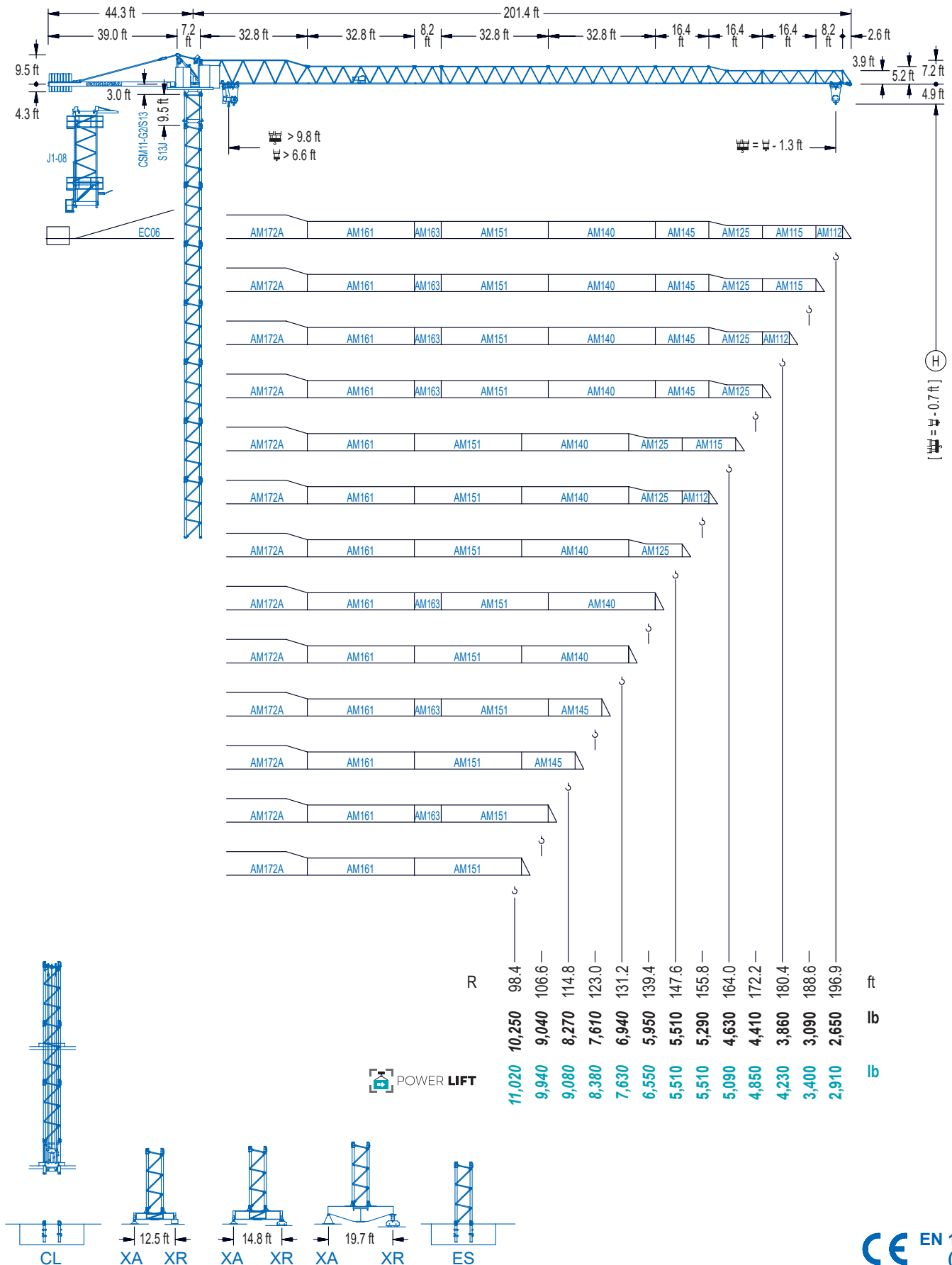


1100 Series

11 LC 132

DT 11,020 lb



1100 Series

DIAGRAMA DE CARGAS

Load chart / Diagramme de charges / Lastdiagramm / Diagramma di carico / Диаграмма распределения нагрузки

R (ft)	H							L											
196.9	56.1	65.6	75.5	82.0	91.9	96.5	108.9	114.8	123.0	131.2	139.4	147.6	155.8	164.0	172.2	180.4	188.6	196.9	ft
	11,020	9,080	7,610	6,830	5,890	5,510	5,510	5,180	4,760	4,410	4,100	3,810	3,570	3,350	3,150	2,950	2,800	2,650	lb
188.6	60.0	65.6	75.5	82.0	91.9	98.4	103.7	117.5	123.0	131.2	139.4	147.6	155.8	164.0	172.2	180.4	188.6	ft	
	11,020	9,900	8,330	7,500	6,460	5,910	5,510	5,510	5,220	4,830	4,500	4,190	3,920	3,680	3,460	3,260	3,090	lb	
180.4	68.2	75.5	82.0	91.9	98.4	106.6	114.8	117.8	134.2	139.4	147.6	155.8	164.0	172.2	180.4	ft			
	11,020	9,740	8,800	7,630	6,990	6,280	5,690	5,510	5,510	5,270	4,920	4,610	4,340	4,080	3,860	lb			
172.2	72.5	82.0	91.9	98.4	106.6	114.8	123.0	125.0	142.7	147.6	155.8	164.0	172.2	ft					
	11,020	9,460	8,220	7,540	6,810	6,170	5,640	5,510	5,510	5,290	4,960	4,670	4,410	lb					
164.0	71.9	82.0	91.9	98.4	106.6	114.8	121.4	124.0	141.7	147.6	155.8	164.0	ft						
	11,020	9,370	8,130	7,450	6,720	6,110	5,670	5,510	5,510	5,250	4,920	4,630	lb						
155.8	76.1	82.0	91.9	98.4	106.6	114.8	123.0	128.0	131.6	150.6	155.8	ft							
	11,020	10,050	8,750	8,020	7,250	6,590	6,020	5,710	5,510	5,510	5,290	lb							
147.6	78.1	82.0	91.9	98.4	106.6	114.8	123.0	131.2	135.5	147.6	ft								
	11,020	10,410	9,060	8,330	7,520	6,860	6,260	5,750	5,510	5,510	lb								
139.4	84.3	91.9	98.4	106.6	114.8	123.0	131.2	138.0	ft										
	11,020	9,940	9,150	8,290	7,540	6,920	6,350	5,950	lb										
131.2	89.2	98.4	106.6	114.8	123.0	129.8	ft												
	11,020	9,810	8,880	8,110	7,430	6,940	lb												
123.0	89.9	98.4	106.6	114.8	121.6	ft													
	11,020	9,880	8,950	8,180	7,610	lb													
114.8	89.6	98.4	106.6	113.4	ft														
	11,020	9,830	8,930	8,270	lb														
106.6	89.2	98.4	105.2	ft															
	11,020	9,810	9,040	lb															
98.4	91.2	97.0	ft																
	11,020	10,250	lb																

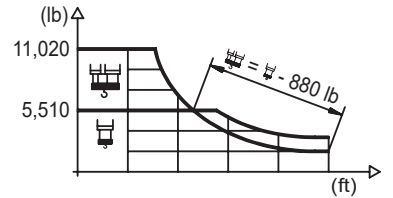
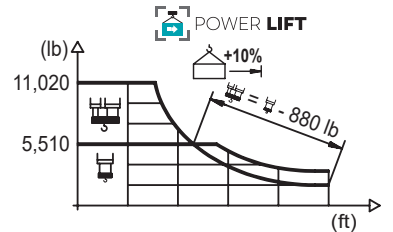


DIAGRAMA DE CARGAS POWERLIFT

Load chart PowerLift / Diagramme de charges PowerLift / Lastdiagramm PowerLift / Diagramma di carico PowerLift / Диаграмма распределения нагрузки PowerLift

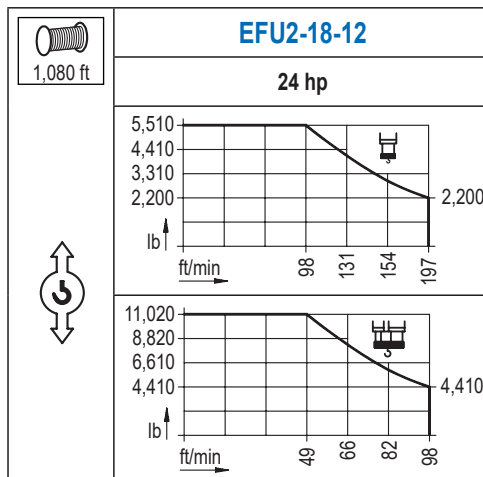
R (ft)	H							L											
196.9	60.0	65.6	75.5	82.0	91.9	98.4	103.3	117.1	123.0	131.2	139.4	147.6	155.8	164.0	172.2	180.4	188.6	196.9	ft
	11,020	9,880	8,310	7,470	6,460	5,890	5,510	5,510	5,200	4,810	4,480	4,190	3,900	3,660	3,460	3,260	3,090	2,910	lb
188.6	64.6	75.5	82.0	91.9	98.4	106.6	111.2	126.6	131.2	139.4	147.6	155.8	164.0	172.2	180.4	188.6	ft		
	11,020	9,100	8,200	7,100	6,500	5,840	5,510	5,510	5,270	4,920	4,590	4,300	4,030	3,790	3,590	3,400	lb		
180.4	73.5	82.0	91.9	98.4	106.6	114.8	123.0	127.0	145.0	147.6	155.8	164.0	172.2	180.4	ft				
	11,020	9,660	8,380	7,690	6,940	6,310	5,750	5,510	5,510	5,380	5,050	4,760	4,500	4,230	lb				
172.2	78.1	82.0	91.9	98.4	106.6	114.8	123.0	131.2	135.2	154.5	155.8	164.0	172.2	ft					
	11,020	10,410	9,060	8,310	7,520	6,830	6,260	5,730	5,510	5,510	5,470	5,140	4,850	lb					
164.0	77.4	82.0	91.9	98.4	106.6	114.8	123.0	131.2	134.2	153.5	155.8	164.0	ft						
	11,020	10,300	8,950	8,220	7,430	6,770	6,170	5,670	5,510	5,510	5,400	5,090	lb						
155.8	81.4	91.9	98.4	106.6	114.8	123.0	131.2	137.8	140.7	155.8	ft								
	11,020	9,500	8,730	7,890	7,190	6,570	6,040	5,670	5,510	5,510	lb								
147.6	83.7	91.9	98.4	106.6	114.8	123.0	131.2	145.3	147.6	ft									
	11,020	9,880	9,060	8,200	7,470	6,860	6,310	5,510	5,510	lb									
139.4	90.6	98.4	106.6	114.8	123.0	131.2	138.0	ft											
	11,020	9,990	9,060	8,270	7,580	6,990	6,550	lb											
131.2	96.1	98.4	106.6	114.8	123.0	129.8	ft												
	11,020	10,710	9,740	8,910	8,180	7,630	lb												
123.0	96.8	98.4	106.6	114.8	121.6	ft													
	11,020	10,820	9,830	8,970	8,380	lb													
114.8	96.8	98.4	106.6	113.4	ft														
	11,020	10,800	9,810	9,080	lb														
106.6	96.5	98.4	105.2	ft															
	11,020	10,780	9,940	lb															
98.4	97.0	ft																	
	11,020	11,020	lb																



Datos válidos hasta 328 ft de ABG. Para alturas mayores consultar / Valid data up to 328 ft HUH. Additional heights on request / Données valables jusqu'à 328 ft HSC. Pour des autres hauteurs, merci de nous consulter / Gültige Daten bis zu 328 ft HH. Bei höheren Hakenhöhen nachfragen / Dati validi fino a 328 ft ASG. Per altezze superiori consultare Comansa / Допустимые данные до 328 фут ВПК. Для более высоких высот консультируйтесь


MECANISMOS


Mechanisms / Mécanismes / Antriebe / Meccanismi / Механизмы





MECANISMOS

Mechanisms / Mécanismes / Antriebe / Meccanismi / Механизмы

	CFU-2.2
	3 hp
0 ⇔ 262 ft/min	

	GFU-5.5
	2x 7.4 hp
0 ⇔ 0,7 rpm	

	TS2-5.5
	2x 40 ft·lb
	78 ft/min
	1XR51 3XR51

	TRA-7.5
	2x 55 ft·lb
	78 ft/min
	5XR71

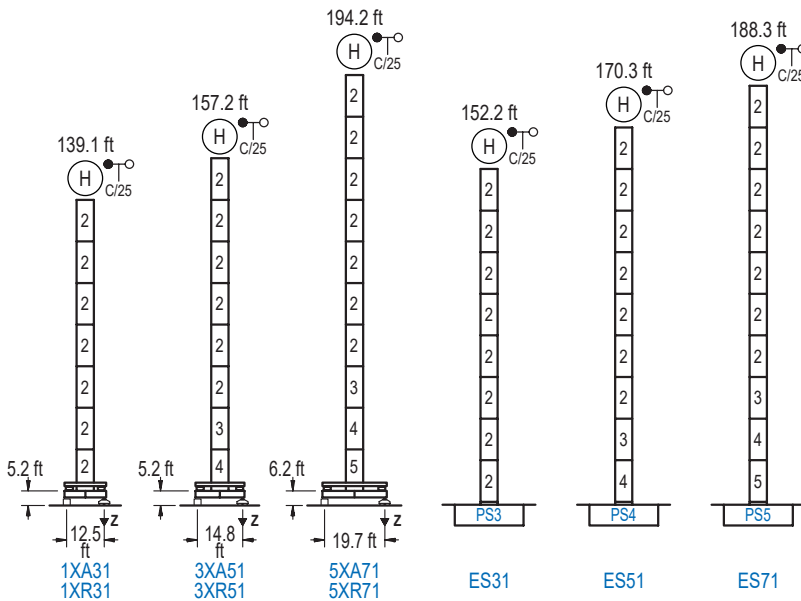
Elevación / Hoist / Levege / Hub / Sollevamento / Тип механизма (подъем)	Carro / Trolley / Chariot / Laufkatze / Carrelo / Грузовая тележка	Giro / Slewing / Rotation / Drehbewegung / Rotazione / Поворот	Traslación / Travel / Translation / Verfahrbewegung / Traslazione / Ход	Tensión de alimentación / Operating voltage / Tension de service / Betriebsspannung / Tensione di alimentazione / Напряжение источника питания	Potencia requerida / Required power / Puissance requise / Benötigte Leistung / Potenza richiesta / требуемая мощность
EFU2-18-12	CFU-2.2	(2x) GFU-5.5	(2x) TS2-4.5 (2x) TS2-5.5	480 V 3ph 60 Hz	29 kVA

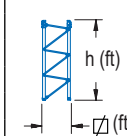
Optional / Optional / En option / Kaufoption / Opzionale / Опционально
*

ALTURAS BAJO GANCHO

Heights under hook / Hauteurs sous crochet / Hakenhöhen / Altezza sotto gancio / Высота под крюком

∅ 5.2 ft

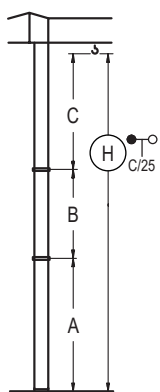


	n°	Ref.	∅	h
	2	S13	5.2	18.0
	3	TS14	5.2	18.0
	4	S14	5.2	18.0
	5	TS15	5.2	18.0
	6	S15	5.2	18.0
	1x S13 = 1x S13M			
	1x S15 = 1x S15M			

Z máx.	En servicio / In operation / En service / In Betrieb / In servizio / При работе	1XR31.. 150 kip 3XR51.. 148 kip 5XR71.. 150 kip
	Fuera de servicio / Out of service / Hors service / Ausser Betrieb / Fuori servizio / В стационарном состоянии	1XR31.. 154 kip 3XR51.. 172 kip 5XR71.. 209 kip

GRÚA ARRIOSTRADA

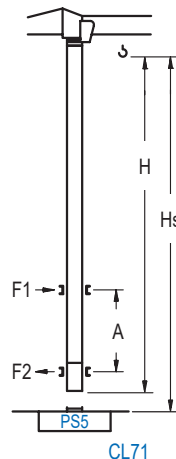
Braced crane / Grue à entretoisement / Abgespannter Kran / Gru ancorata / Нарастиваемый кран




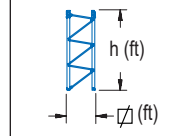
	1XA31	3XA51	5XA71
A max	95.5	113.5	150.6
A min	59.4	59.4	96.5
B max	-	72.2	72.2
B min	-	54.1	54.1
C max	115.8	115.8	115.8
H max	211.3	283.5	229.3
	ES31	ES51	ES71
A max	108.6	126.6	144.7
A min	54.5	72.5	90.6
B max	-	72.2	72.2
B min	-	54.1	54.1
C max	115.8	115.8	115.8
H max	224.4	296.6	242.5

GRÚA TREPADORA

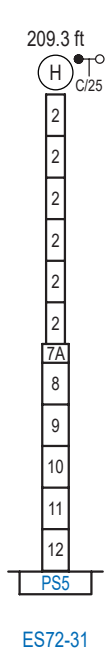
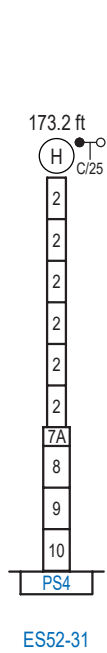
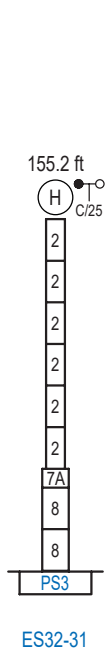
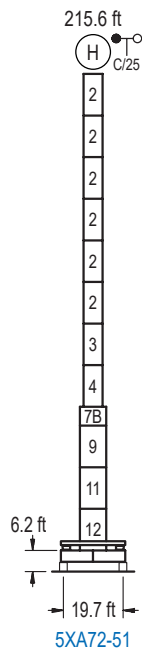
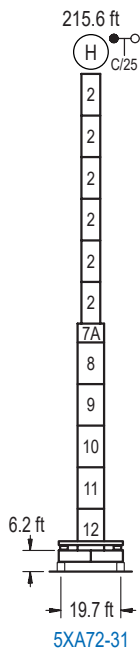
Internal climbing crane / Grue avec cage de télescopage intérieure / Kran mit klettern im Gebäude / Gru in rampante in cavedio / Кран с самоподъемом



	Hs < 1,310 ft	A max (ft)	A min (ft)
144.0 ft S13J + 5x S13 + TS14 + TS15 + CLS15-08	55.1	36.1	
126.0 ft S13J + 4x S13 + TS14 + TS15 + CLS15-08	46.3	29.5	
107.9 ft S13J + 3x S13 + TS14 + TS15 + CLS15-08	37.4	23.0	

	Ref.	∅	h
	S13	5.2	18.0
	TS14	5.2	18.0
	TS15	5.2	18.0
	CLS15-08	5.2	10.2
	1x S13 = 1x S13M		

Otras zonas de viento, alturas superiores, arriostramientos o trepado interno consultar / Other wind zones, additional hook heights, tie frames or internal climbing on request / Autres zones de vent, des hauteurs supplémentaires, entretoisements ou grues avec cage de télescopage intérieure, sur demande / Andere Windzonen, weitere Hakenhöhen, Abspannungen zum Gebäude oder Klettern im Gebäude auf Anfrage / Per zone con velocità del vento particolari, altezze superiori, ancoraggi o rampante in cavedio, consultare il fabbricante / При других ветренных зонах, при большой высоте, привязках к зданию или наращивании крана внутри здания проконсультируйтесь с нами



n°	Ref.	∅	h	n°	Ref.	∅	h	n°	Ref.	∅	h	n°	Ref.	∅	h
2	S13	5.2	18.0	7A	TMS23/PMS3	6.6	3.3	8	S23	6.6	18.0	13	TD23A	6.6	18.0
3	TS14	5.2	18.0	7B	TMS23/PMS4	6.6	3.3	9	TS24	6.6	18.0	14	D23	6.6	18.0
4	S14	5.2	18.0					10	S24	6.6	18.0				
5	TS15	5.2	18.0					11	TS25	6.6	18.0				
6	S15	5.2	18.0					12	S25	6.6	18.0				
1x S13 = 1x S13M				1x S23 = 1x S23M				1x S25 = 1x S25M							
1x S15 = 1x S15M															

Otras zonas de viento o alturas superiores consultar / Other wind zones or additional hook heights on request / Autres zones de vent ou des hauteurs supplémentaires sur demande / Andere Windzonen oder weitere Hakenhöhen auf Anfrage / Per zone con velocità del vento particolari o altezze superiori consultare il fabbricante / При других ветренных зонах о при большой высоте проконсультируйтесь с нами



DS.2042.07.IA 05/21 **11LC132/DT 11,020 Ib**