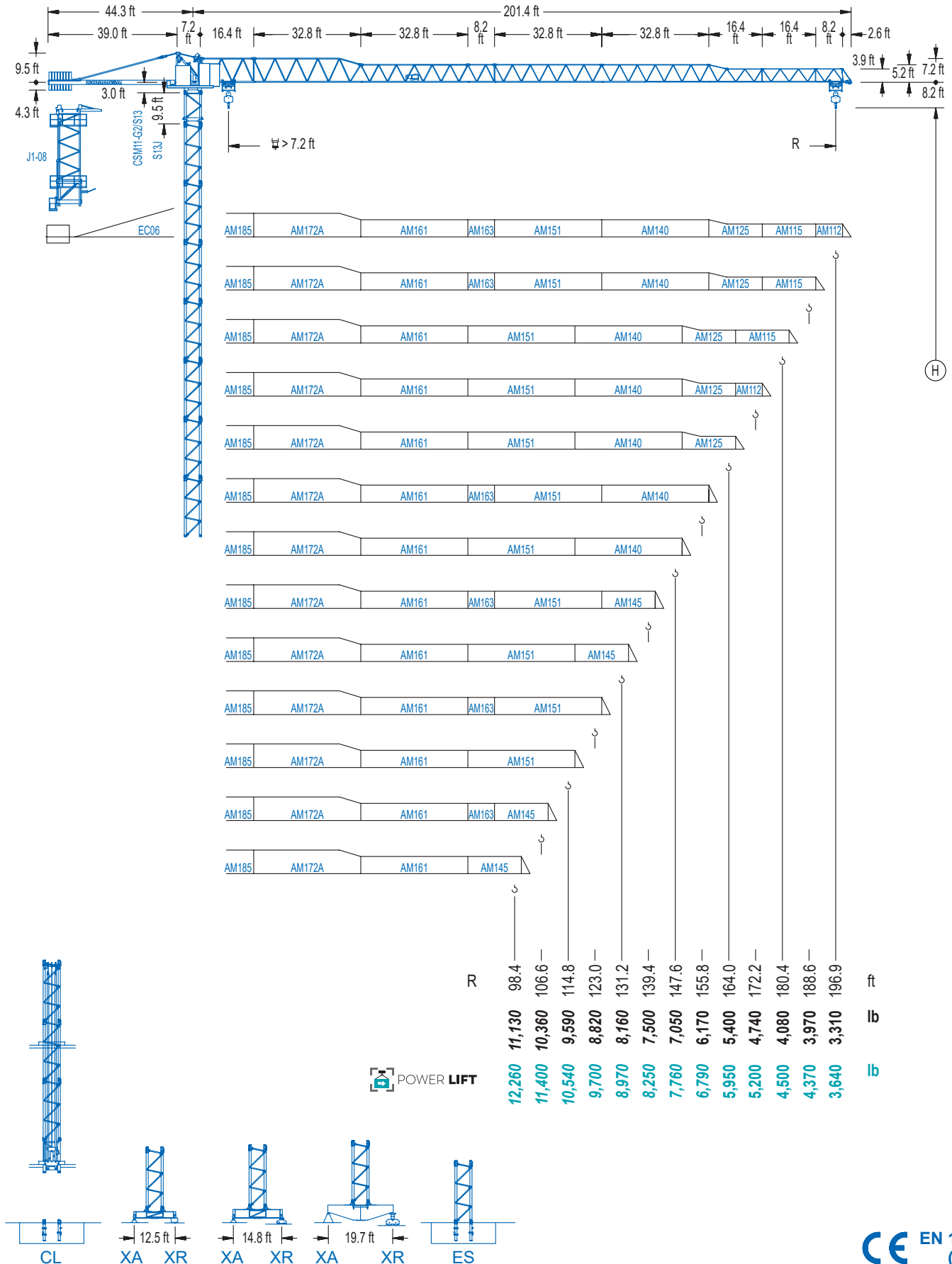


1100 Series

11 LC 150

RC 13,230 lb



1100 Series

DIAGRAMA DE CARGAS

Load chart / Diagramme de charges / Lastdiagramm / Diagramma di carico / Диаграмма распределения нагрузки

R (ft)	H						H											
196.9	63.0	72.2	82.0	88.6	98.4	106.6	114.2	123.0	131.2	139.4	147.6	155.8	164.0	172.2	180.4	188.6	196.9	ft
	13,230	11,310	9,770	8,930	7,890	7,190	6,610	6,040	5,580	5,180	4,830	4,500	4,210	3,950	3,730	3,510	3,310	lb
188.6	68.9	72.2	82.0	88.6	98.4	106.6	114.8	125.3	131.2	139.4	147.6	155.8	164.0	172.2	180.4	188.6	ft	
	13,230	12,540	10,850	9,920	8,800	8,000	7,340	6,610	6,260	5,820	5,420	5,070	4,740	4,450	4,210	3,970	lb	
180.4	67.3	72.2	82.0	88.6	98.4	106.6	114.8	122.4	131.2	139.4	147.6	155.8	164.0	172.2	180.4	ft		
	13,230	12,210	10,560	9,680	8,550	7,800	7,140	6,610	6,080	5,640	5,270	4,920	4,610	4,320	4,080	lb		
172.2		72.2	82.0	88.6	98.4	106.6	114.8	123.0	131.2	139.4	147.6	155.8	164.0	172.2	ft			
		13,230	11,440	10,470	9,280	8,470	7,760	7,140	6,610	6,150	5,730	5,380	5,050	4,740	lb			
164.0		76.1	82.0	88.6	98.4	106.6	114.8	123.0	131.2	138.8	147.6	155.8	164.0	ft				
		13,230	12,170	11,160	9,900	9,020	8,270	7,630	7,080	6,610	6,150	5,750	5,400	lb				
155.8			80.7	88.6	98.4	106.6	114.8	123.0	131.2	139.4	147.3	155.8	ft					
			13,230	11,900	10,560	9,630	8,860	8,180	7,580	7,050	6,610	6,170	lb					
147.6			85.3	88.6	98.4	106.6	114.8	123.0	131.2	139.4	147.6	ft						
			13,230	12,700	11,270	10,300	9,460	8,730	8,110	7,540	7,050	lb						
139.4			85.0	88.6	98.4	106.6	114.8	123.0	131.2	139.4	ft							
			13,230	12,610	11,200	10,230	9,390	8,660	8,050	7,500	lb							
131.2			86.0	88.6	98.4	106.6	114.8	123.0	131.2	ft								
			13,230	11,350	10,360	9,520	8,800	8,160	lb									
123.0			86.0	88.6	98.4	106.6	114.8	123.0	ft									
			13,230	11,380	10,380	9,550	8,820	lb										
114.8			86.6	88.6	98.4	106.6	114.8	ft										
			13,230	11,420	10,430	9,590	lb											
106.6			86.0	88.6	98.4	106.6	ft											
			13,230	11,350	10,360	lb												
98.4			84.6	88.6	98.4	ft												
			13,230	11,130	lb													

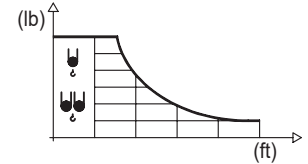
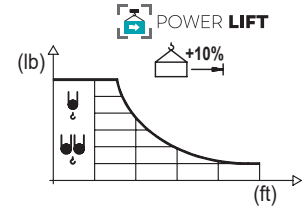


DIAGRAMA DE CARGAS POWERLIFT

Load chart PowerLift / Diagramme de charges PowerLift / Lastdiagramm PowerLift / Diagramma di carico PowerLift / Диаграмма распределения нагрузки PowerLift

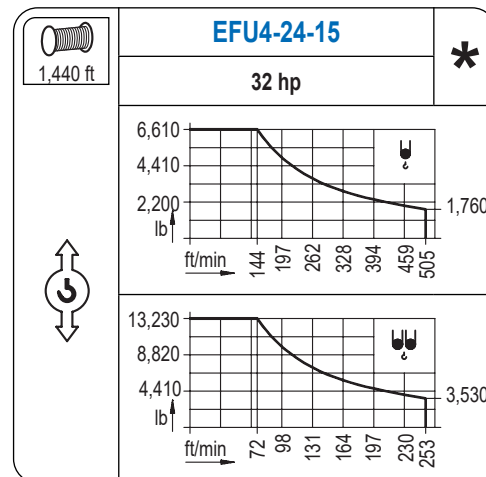
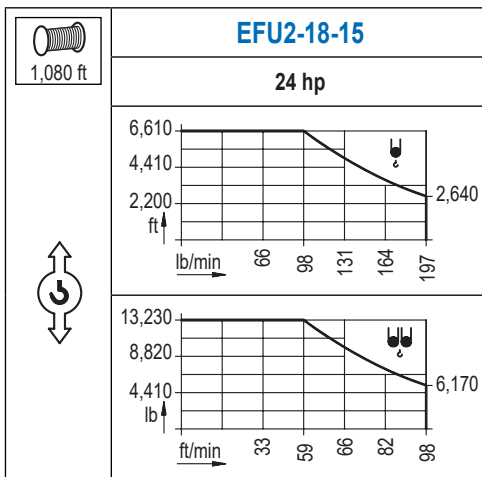
R (ft)	H						H											
196.9	67.3	75.5	82.0	91.9	98.4	106.6	114.8	122.4	131.2	139.4	147.6	155.8	164.0	172.2	180.4	188.6	196.9	ft
	13,230	11,620	10,560	9,280	8,550	7,800	7,140	6,610	6,080	5,640	5,270	4,920	4,610	4,320	4,080	3,860	3,640	lb
188.6		74.1	82.0	91.9	98.4	106.6	114.8	123.0	134.8	139.4	147.6	155.8	164.0	172.2	180.4	188.6	ft	
		13,230	11,770	10,360	9,570	8,710	8,000	7,360	6,610	6,350	5,930	5,560	5,200	4,890	4,630	4,370	lb	
180.4		72.5	82.0	91.9	98.4	106.6	114.8	123.0	131.9	139.4	147.6	155.8	164.0	172.2	180.4	ft		
		13,230	11,490	10,080	9,300	8,490	7,780	7,190	6,610	6,170	5,750	5,400	5,070	4,760	4,500	lb		
172.2		77.8	82.0	91.9	98.4	106.6	114.8	123.0	131.2	141.7	147.6	155.8	164.0	172.2	ft			
		13,230	12,460	10,960	10,120	9,240	8,470	7,830	7,250	6,610	6,310	5,890	5,530	5,200	lb			
164.0			82.3	91.9	98.4	106.6	114.8	123.0	131.2	139.4	149.9	155.8	164.0	ft				
			13,230	11,680	10,800	9,850	9,060	8,360	7,760	7,210	6,610	6,330	5,950	lb				
155.8			87.3	91.9	98.4	106.6	114.8	123.0	131.2	139.4	147.6	155.8	ft					
			13,230	12,480	11,550	10,540	9,700	8,950	8,310	7,740	7,230	6,790	lb					
147.6			92.5	98.4	106.6	114.8	123.0	131.2	139.4	147.6	ft							
			13,230	12,350	11,270	10,360	9,590	8,910	8,290	7,760	lb							
139.4			92.2	98.4	106.6	114.8	123.0	131.2	139.4	ft								
			13,230	12,260	11,200	10,320	9,520	8,840	8,250	lb								
131.2			93.2	98.4	106.6	114.8	123.0	131.2	ft									
			13,230	12,430	11,380	10,450	9,660	8,970	lb									
123.0			93.5	98.4	106.6	114.8	123.0	ft										
			13,230	12,480	11,420	10,490	9,700	lb										
114.8			93.8	98.4	106.6	114.8	ft											
			13,230	12,540	11,460	10,540	lb											
106.6			93.5	98.4	106.6	ft												
			13,230	12,480	11,400	lb												
98.4			91.9	98.4	ft													
			13,230	12,260	lb													

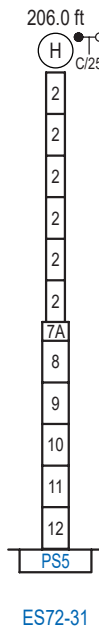
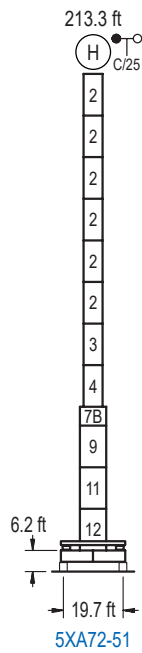
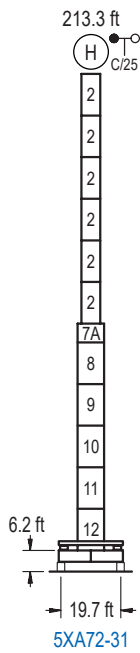


Datos válidos hasta 328 ft de ABG. Para alturas mayores consultar / Valid data up to 328 ft HUH. Additional heights on request / Données valables jusqu'à 328 ft HSC. Pour des autres hauteurs, merci de nous consulter / Gültige Daten bis zu 328 ft HH. Bei höheren Hakenhöhen nachfragen / Dati validi fino a 328 ft ASG. Per altezze superiori consultare Comansa / Допустимые данные до 328 фут ВПК. Для более высоких высот консультируйтесь

MECANISMOS

Mechanisms / Mécanismes / Antriebe / Meccanismi / Механизмы





	n°	Ref.	∅	h	n°	Ref.	∅	h	n°	Ref.	∅	h	n°	Ref.	∅	h
	2	S13	5.2	18.0	7A	TMS23/PMS3	6.6	3.3	8	S23	6.6	18.0	13	TD23A	6.6	18.0
3	TS14	5.2	18.0	7B	TMS23/PMS4	6.6	3.3	9	TS24	6.6	18.0	14	D23	6.6	18.0	
4	S14	5.2	18.0					10	S24	6.6	18.0					
5	TS15	5.2	18.0					11	TS25	6.6	18.0					
6	S15	5.2	18.0					12	S25	6.6	18.0					
1x S13 = 1x S13M				1x S23 = 1x S23M				1x S25 = 1x S25M								
1x S15 = 1x S15M																

Otras zonas de viento o alturas superiores consultar / Other wind zones or additional hook heights on request / Autres zones de vent ou des hauteurs supplémentaires sur demande / Andere Windzonen oder weitere Hakenhöhen auf Anfrage / Per zone con velocità del vento particolari o altezze superiori consultare il fabbricante / При других ветренных зонах о при большой высоте проконсультируйтесь с нами