

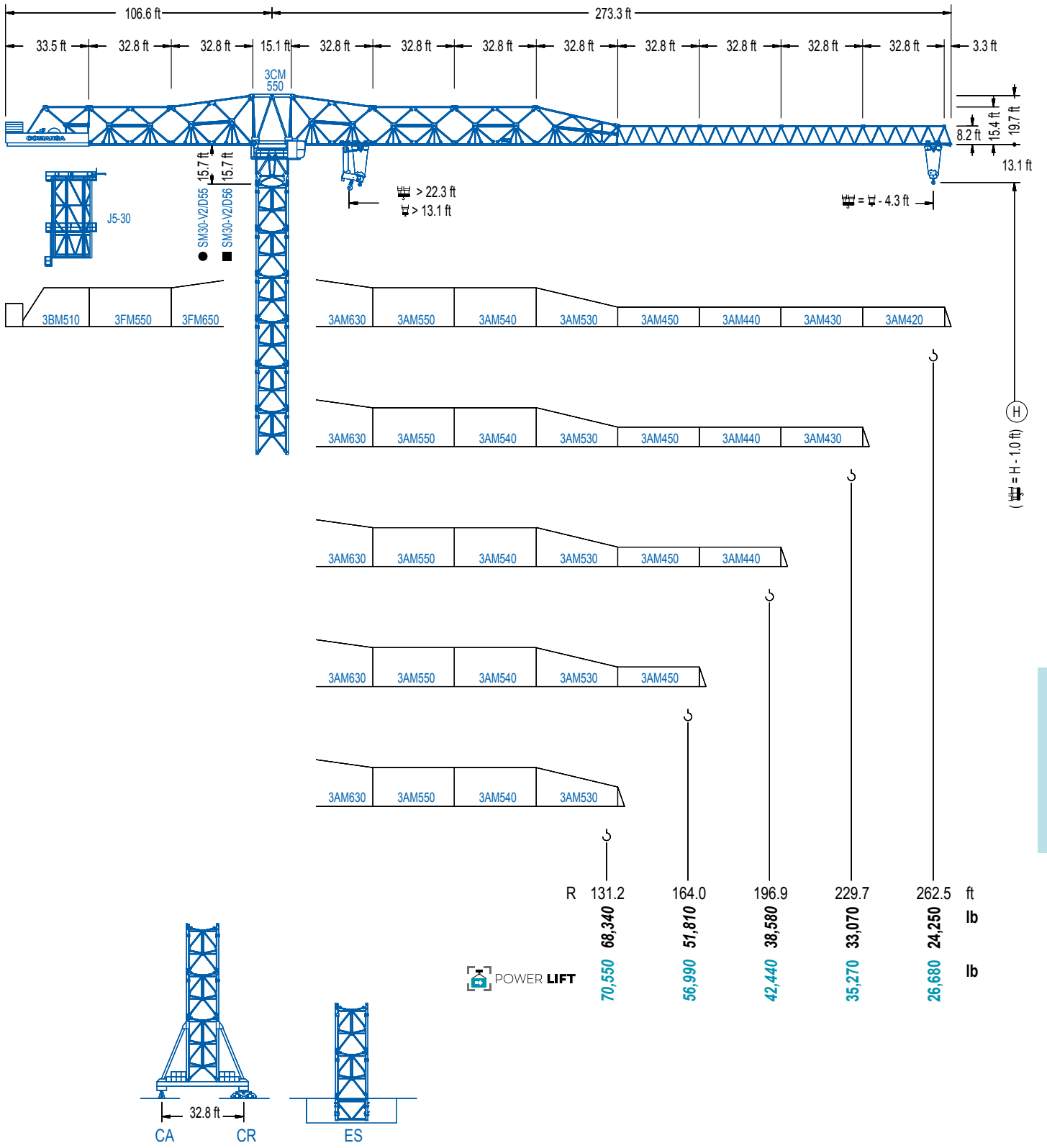


**COMANSA**

**3000 Series**

**30 LC 1100**

**70,550 lb**





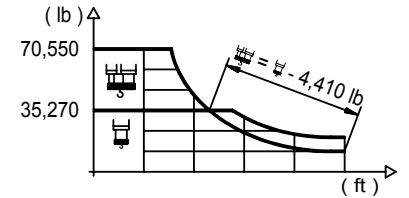
**3000 Series**

**CE EN 14439 (C/25)**

## DIAGRAMA DE CARGAS



Load chart / Diagramme de charges / Lastdiagramm / Diagramma di carico / Диаграмма распределения нагрузки

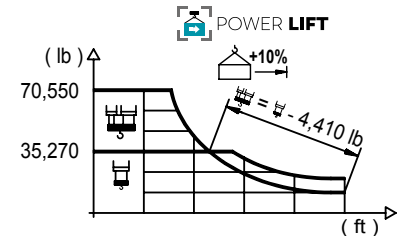
R (ft)																																										
262.5	97.1	105.0	114.8	124.7	131.2	137.8	147.6	157.5	164.0	169.9	189.6	196.9	203.4	213.3	223.1	229.7	236.2	246.1	255.9	262.5	ft	70,550	64,180	57,560	52,050	48,850	45,990	42,170	38,870	36,880	35,270	35,270	33,820	32,580	30,860	29,300	28,330	27,430	26,150	24,980	24,250	lb
229.7	109.6	114.8	124.7	131.2	137.8	147.6	157.5	164.0	170.6	180.4	192.6	216.9	219.8	223.1	229.7	ft	70,550	66,730	60,450	56,830	53,550	49,230	45,460	43,190	41,120	38,320	35,270	35,270	34,770	34,170	33,070	lb										
196.9	117.5	124.7	131.2	137.8	147.6	157.5	164.0	170.6	180.4	192.6	ft	70,550	65,720	61,820	58,290	53,620	49,560	47,130	44,910	41,890	38,580	lb																				
164.0	123.4	131.2	137.8	147.6	157.5	159.8	ft	70,550	65,630	61,930	57,010	52,730	51,810	lb																												
131.2	123.7	127.0	ft	70,550	68,340	lb																																				



## DIAGRAMA DE CARGAS POWERLIFT

Load chart PowerLift / Diagramme de charges PowerLift / Lastdiagramm PowerLift / Diagramma di carico PowerLift / Диаграмма распределения нагрузки PowerLift

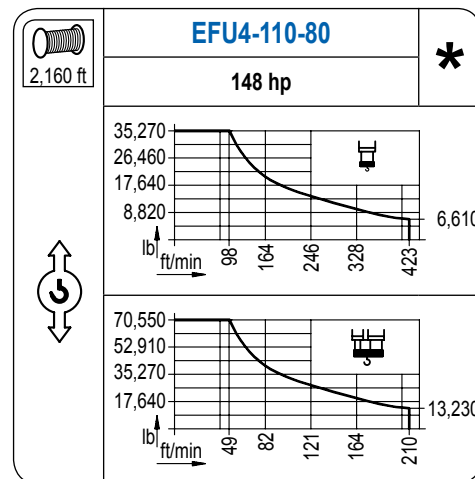
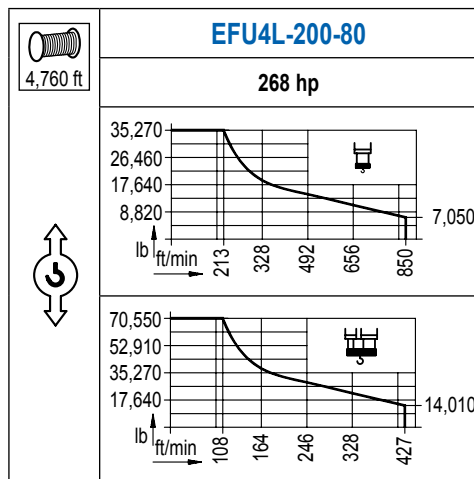
R (ft)																																						
262.5	103.3	108.3	114.8	124.7	131.2	137.8	147.6	157.5	164.0	177.2	181.1	205.7	213.3	229.7	236.2	246.1	255.9	262.5	ft	70,550	66,730	62,170	56,280	52,870	49,780	45,720	42,170	40,060	36,310	35,270	35,270	33,860	31,130	30,140	28,750	27,470	26,680	lb
229.7	117.5	124.7	131.2	137.8	147.6	157.5	164.0	180.4	190.3	196.9	206.7	229.7	ft	70,550	65,760	61,860	58,330	53,660	49,600	47,180	41,910	39,200	37,540	35,270	35,270	lb												
196.9	126.6	131.2	137.8	147.6	157.5	164.0	180.4	190.3	192.6	ft	70,550	67,550	63,760	58,710	54,320	51,700	46,010	43,080	42,440	lb																		
164.0	133.5	137.8	147.6	157.5	159.8	ft	70,550	67,970	62,630	57,980	56,990	lb																										
131.2	127.0	ft	70,550	lb																																		



3000 Series


## MECANISMOS


Mechanisms / Mécanismes / Antriebe / Meccanismi / Механизмы





## MECANISMOS

Mechanisms / Mécanismes / Antriebe / Meccanismi / Механизмы

	<b>CFU-18</b>
	<b>24 hp</b>
0 ⇔ 295 ft/min	

	<b>GFU-15</b>
	<b>4x 20 hp</b>
0 ⇔ 0,7 rpm	

	<b>TRA-12</b>
	<b>4x 88 ft-lb</b>
78 ft/min	
10XR65-A	10CR85

	<b>TRA-12VC</b>
	<b>4x 88 ft-lb</b>
78 ft/min	
10XR65-A	10CR85

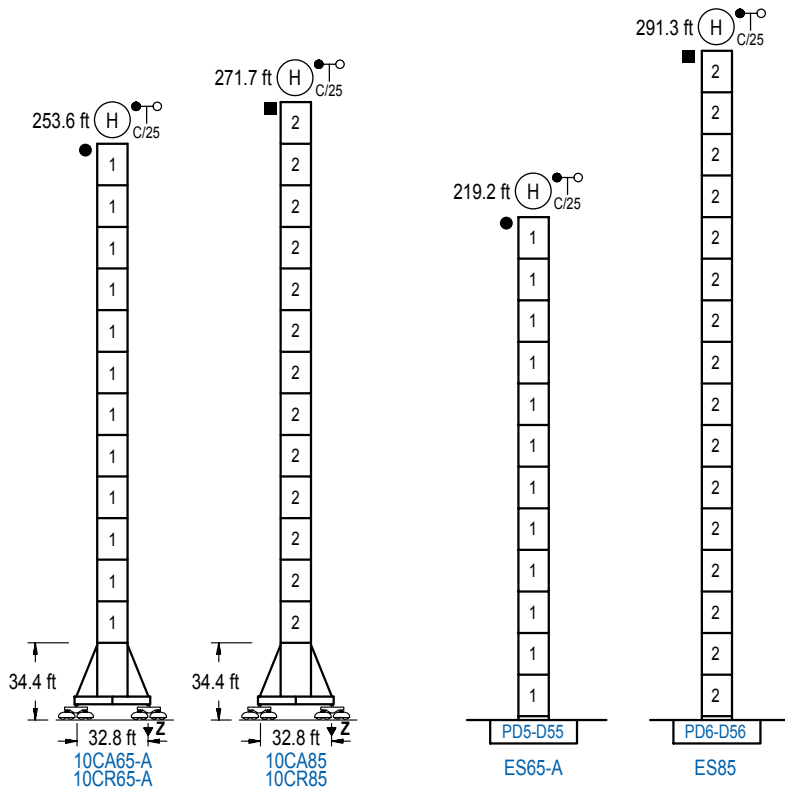
POTENCIA / POWER / PUISSANCE / LEISTUNG / POTENZA / МОЩНОСТЬ				Tensión de alimentación / Operating voltage / Tension de service / Betriebsspannung / Tensione di alimentazione / Напряжение источника питания	Generador / Generator / Générateur / Generator / Generatore / Генератор
Elevación / Hoist / Levage / Hub / Sollevamento / Тип механизма (подъем)	Carro / Trolley / Chariot / Laufkatze / Carrello / Грузовая тележка	Giro / Slewing / Rotation / Drehbewegung / Rotazione / Поворот	Traslación / Travel / Translation / Verfahrbewegung / Traslazione / Ход	480 V 3ph 60 Hz	475 kVA  330 kVA
EFU4L-200-80	CFU-18	(4x) GFU-15	(4x) TRA-12		
EFU4-110-80					

Opcional / Optional / En option / Kaufoption / Opzionale / Опционально
<b>*</b>

## ALTURAS BAJO GANCHO

Heights under hook / Hauteurs sous crochet / Hakenhöhen / Altezza sotto gancio / Высота под крюком

∅ 13.1 ft

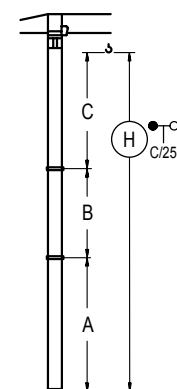


n°	Ref.	∅	h
1	D55	13.1	18.0
2	D56	13.1	18.0

Z máx.	En servicio / In operation / En service / In Betrieb / In servizio / При работе	10CR65-A...500 kip 10CR85 .....510 kip
	Fuera de servicio / Out of service / Hors service / Ausser Betrieb / Fuori servizio / В стационарном состоянии	10CR65-A...467 kip 10CR85 .....683 kip

## GRÚA ARRIOSTRADA

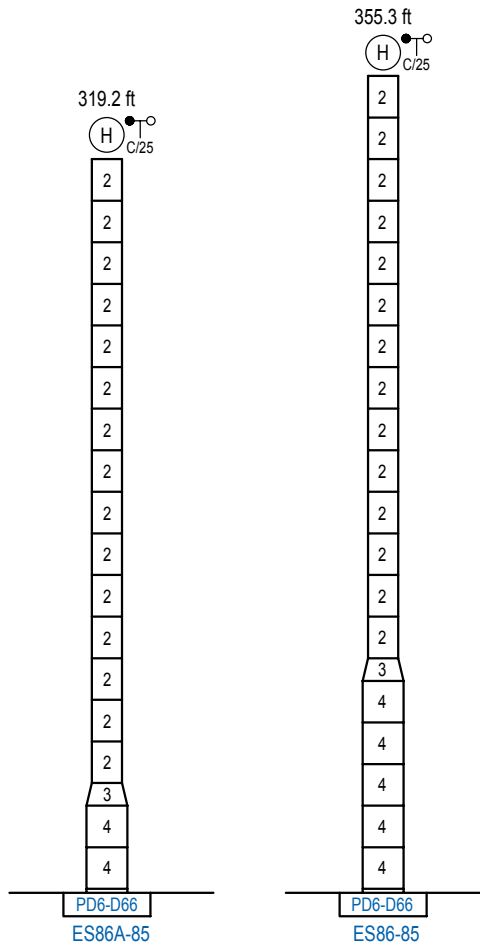
Braced crane / Grue à entretoisement / Abgespannter Kran / Gru ancorata / Нарастиваемый кран



	10CA65-A	10CA85
A max	196.9	214.9
A min	106.6	106.6
B max	108.3	162.4
B min	72.2	72.2
C max	165.0	219.2
H max	470.1	596.5

	ES65-A	ES85
A max	162.4	234.6
A min	72.2	108.3
B max	108.3	162.4
B min	72.2	72.2
C max	165.0	219.2
H max	435.7	616.1

Otras zonas de viento o alturas superiores consultar / Other wind zones or additional hook heights on request / Autres zones de vent ou des hauteurs supplémentaires sur demande / Andere Windzonen oder weitere Hakenhöhen auf Anfrage / Per zone con velocità del vento particolari o altezze superiori consultare il fabbricante / При других ветренных зонах о при большой высоте проконсультируйтесь с нами



	n°	Ref.	∅	h	n°	Ref.	∅	h
		2	D56	13.1	18.0	3	TD66D56	17.7
					4	D66	17.7	18.0

Otras zonas de viento o alturas superiores consultar / Other wind zones or additional hook heights on request / Autres zones de vent ou des hauteurs supplémentaires sur demande / Andere Windzonen oder weitere Hakenhöhen auf Anfrage / Per zone con velocità del vento particolari o altezze superiori consultare il fabbricante / При других ветренных зонах о при большой высоте проконсультируйтесь с нами

3000 Series