

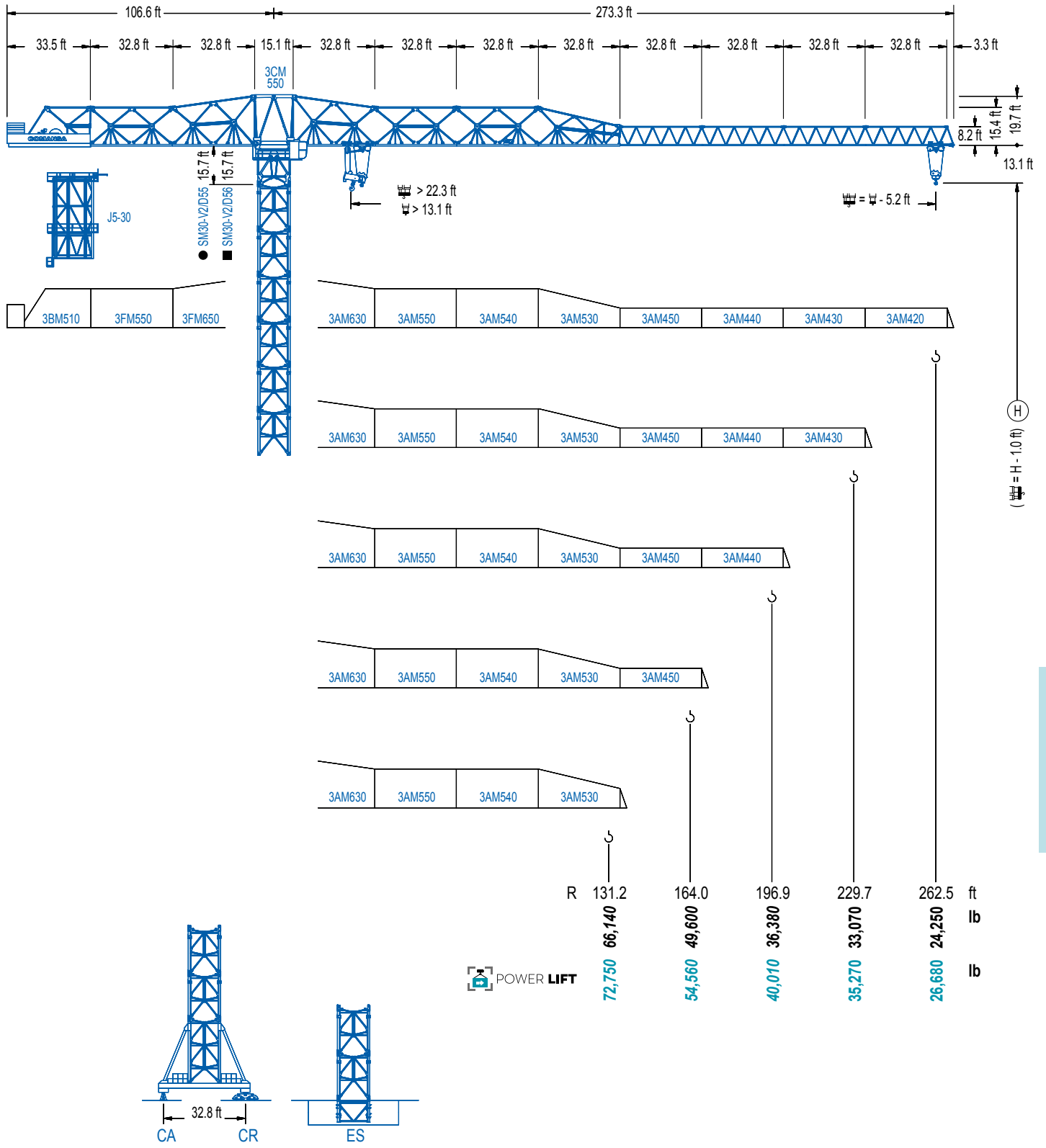


COMANSA

3000 Series

30 LC 1100

105,820 lb





3000 Series

CE EN 14439 (C/25)

DIAGRAMA DE CARGAS

Load chart / Diagramme de charges / Lastdiagramm / Diagramma di carico / Диаграмма распределения нагрузки

R (ft)																				
262.5	68.6	82.0	91.9	98.4	105.0	114.8	121.4	131.2	147.6	154.2	157.5	162.4	189.6	213.3	223.1	229.7	246.1	255.9	262.5	ft
	105,820	84,900	73,810	67,750	62,480	55,780	51,940	46,960	40,170	37,880	36,820	35,270	35,270	30,860	29,300	28,330	26,150	24,980	24,250	lb
229.7	76.8	82.0	91.9	98.4	105.0	114.8	121.4	131.2	147.6	154.2	164.0	180.4	183.1	216.9	223.1	229.7	ft			
	105,820	97,710	85,160	78,260	72,310	64,710	60,360	54,720	47,050	44,440	40,960	36,020	35,270	35,270	34,170	33,070	lb			
196.9	82.0	91.9	98.4	105.0	114.8	121.4	131.2	147.6	154.2	164.0	180.4	191.6	ft							
	105,580	92,110	84,740	78,350	70,190	65,540	59,480	51,260	48,460	44,730	39,440	36,380	lb							
164.0	85.6	91.9	98.4	105.0	114.8	121.4	131.2	147.6	154.2	158.8	ft									
	105,820	97,360	89,590	82,890	74,340	69,440	63,070	54,410	51,500	49,600	lb									
131.2	85.6	91.9	98.4	105.0	114.8	121.4	126.0	ft												
	105,820	97,070	89,350	82,650	74,120	69,220	66,140	lb												

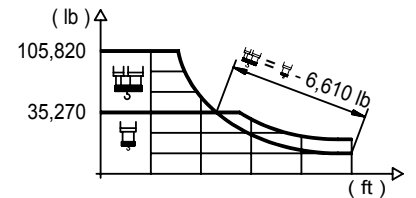


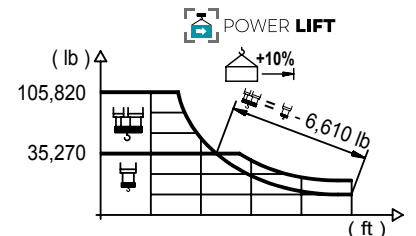


DIAGRAMA DE CARGAS POWERLIFT

Load chart PowerLift / Diagramme de charges PowerLift / Lastdiagramm PowerLift / Diagramma di carico PowerLift / Диаграмма распределения нагрузки PowerLift

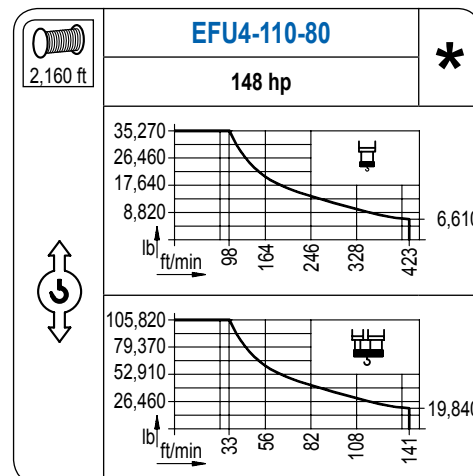
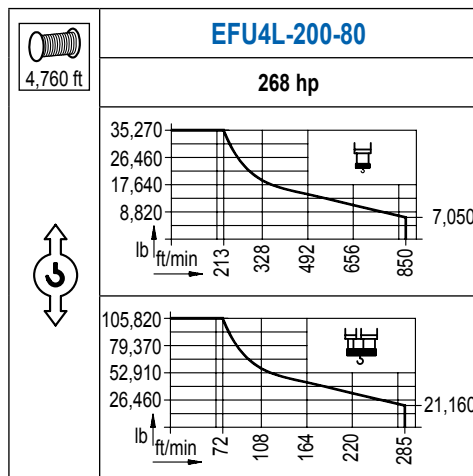
R (ft)																				
262.5	72.2	82.0	91.9	98.4	105.0	114.8	124.7	131.2	147.6	154.2	164.0	170.6	171.9	205.7	213.3	229.7	246.1	255.9	262.5	ft
	105,820	90,740	78,990	72,550	66,980	59,850	53,920	50,490	43,300	40,870	37,610	35,650	35,270	35,270	33,860	31,130	28,750	27,470	26,680	lb
229.7	81.7	91.9	98.4	105.0	114.8	124.7	131.2	147.6	154.2	164.0	170.6	180.4	190.3	195.5	229.7	ft				
	105,820	91,890	84,550	78,150	70,040	63,250	59,330	51,120	48,350	44,620	42,370	39,330	36,620	35,270	35,270	lb				
196.9	87.6	91.9	98.4	105.0	114.8	124.7	131.2	147.6	154.2	164.0	170.6	180.4	191.6	ft						
	105,820	100,000	92,060	85,160	76,410	69,110	64,880	56,020	53,020	49,010	46,580	43,300	40,010	lb						
164.0	92.2	98.4	105.0	114.8	124.7	131.2	147.6	154.2	158.8	ft										
	105,820	97,820	90,540	81,310	73,590	69,110	59,770	56,610	54,560	lb										
131.2	92.2	98.4	105.0	114.8	124.7	126.0	ft													
	105,820	97,930	90,680	81,390	73,680	72,750	lb													



3000 Series


MECANISMOS


Mechanisms / Mécanismes / Antriebe / Meccanismi / Механизмы





MECANISMOS

Mechanisms / Mécanismes / Antriebe / Meccanismi / Механизмы

	CFU-18
	24 hp
0 ⇔ 295 ft/min	

	GFU-15
	4x 20 hp
0 ⇔ 0,7 rpm	

	TRA-12
	4x 88 ft-lb
78 ft/min	
10XR65-A	10CR85

	TRA-12VC
	4x 88 ft-lb
78 ft/min	
10XR65-A	10CR85

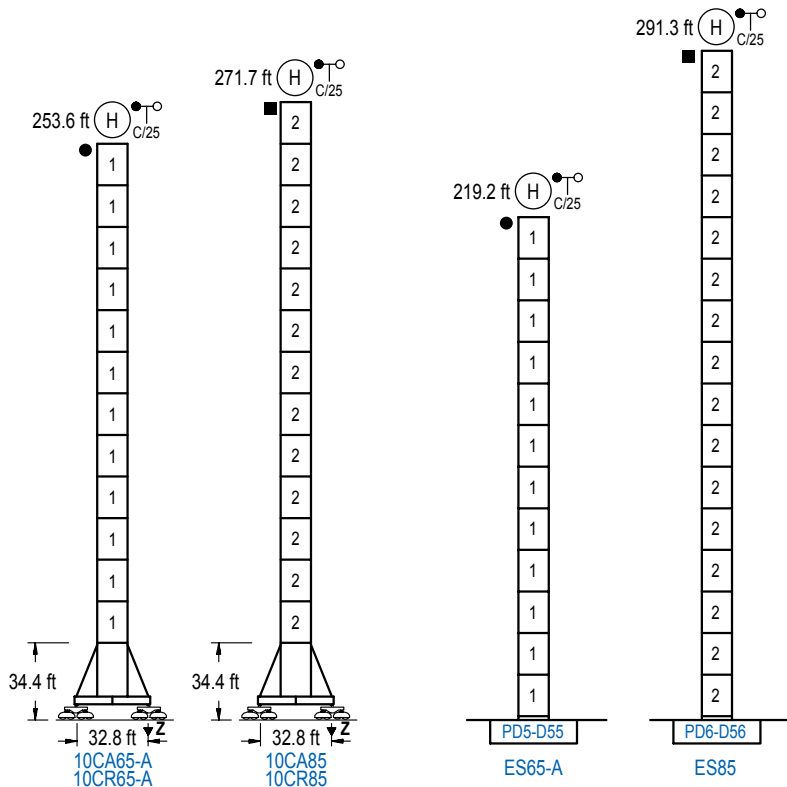
POTENCIA / POWER / PUISSANCE / LEISTUNG / POTENZA / МОЩНОСТЬ				Tensión de alimentación / Operating voltage / Tension de service / Betriebsspannung / Tensione di alimentazione / Напряжение источника питания	Generador / Generator / Générateur / Generator / Generatore / Генератор
Elevación / Hoist / Levage / Hub / Sollevamento / Тип механизма (подъем)	Carro / Trolley / Chariot / Laufkatze / Carrello / Грузовая тележка	Giro / Slewing / Rotation / Drehbewegung / Rotazione / Поворот	Traslación / Travel / Translation / Verfahrweg / Traslazione / Ход	480 V 3ph 60 Hz	475 kVA 330 kVA
EFU4L-200-80	CFU-18	(4x) GFU-15	(4x) TRA-12		
EFU4-110-60					

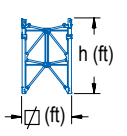
Opcional / Optional / En option / Kaufoption / Opzionale / Опционально
*

ALTURAS BAJO GANCHO

Heights under hook / Hauteurs sous crochet / Hakenhöhen / Altezza sotto gancio / Высота под крюком

∅ 13.1 ft

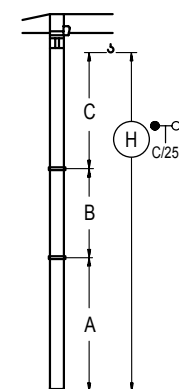


	n°	Ref.	∅	h
	1	D55	13.1	18.0
	2	D56	13.1	18.0

Z máx.	En servicio / In operation / En service / In Betrieb / In servizio / При работе	10CR65-A...500 kip 10CR85510 kip
	Fuera de servicio / Out of service / Hors service / Ausser Betrieb / Fuori servizio / В стационарном состоянии	10CR65-A...467 kip 10CR85683 kip

GRÚA ARRIOSTRADA

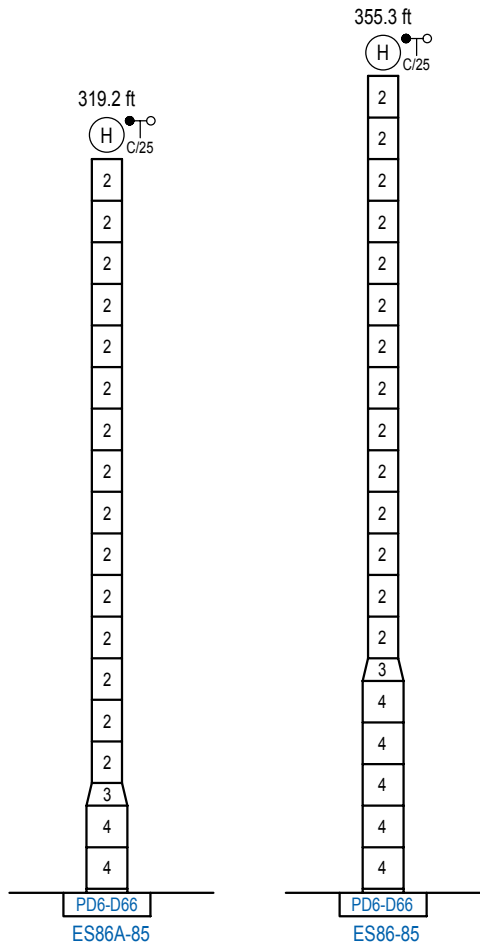
Braced crane / Grue à entretoisement / Abgespannter Kran / Gru ancorata / Нарастиваемый кран



	10CA65-A	10CA85
A max	196.9	214.9
A min	106.6	106.6
B max	108.3	162.4
B min	72.2	72.2
C max	165.0	219.2
H max	363.5	434.1

	ES65-A	ES85
A max	162.4	234.6
A min	72.2	108.3
B max	108.3	162.4
B min	72.2	72.2
C max	165.0	219.2
H max	327.4	453.7

Otras zonas de viento o alturas superiores consultar / Other wind zones or additional hook heights on request / Autres zones de vent ou des hauteurs supplémentaires sur demande / Andere Windzonen oder weitere Hakenhöhen auf Anfrage / Per zone con velocità del vento particolari o altezze superiori consultare il fabbricante / При других ветренных зонах о при большой высоте проконсультируйтесь с нами



	n°	Ref.	∅	h	n°	Ref.	∅	h
		2	D56	13.1	18.0	3	TD66D56	17.7
					4	D66	17.7	18.0

Otras zonas de viento o alturas superiores consultar / Other wind zones or additional hook heights on request / Autres zones de vent ou des hauteurs supplémentaires sur demande / Andere Windzonen oder weitere Hakenhöhen auf Anfrage / Per zone con velocità del vento particolari o altezze superiori consultare il fabbricante / При других ветренных зонах о при большой высоте проконсультируйтесь с нами

3000 Series