

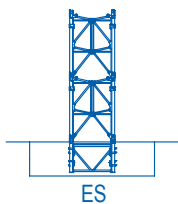
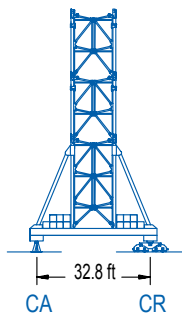
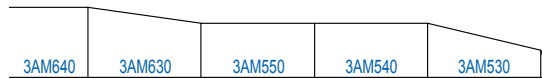
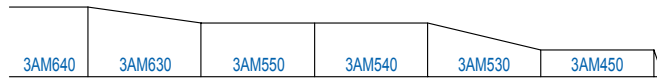
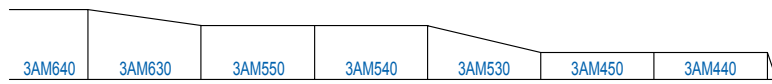

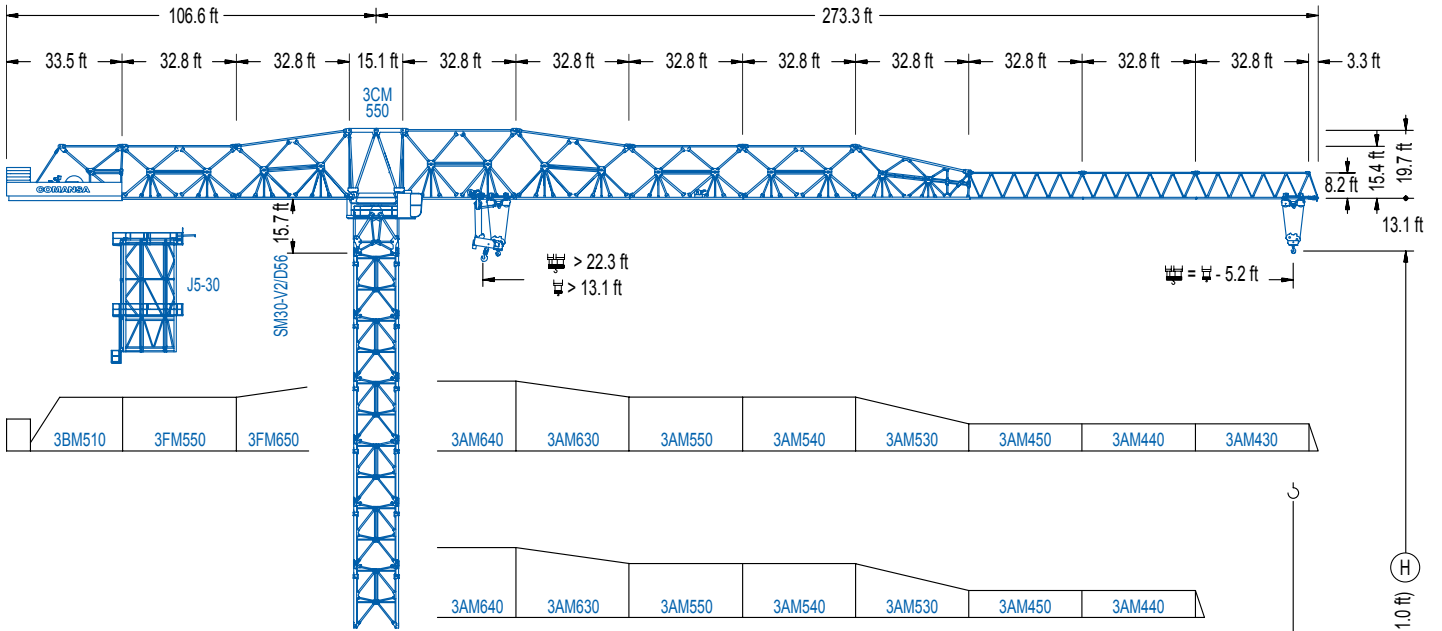


COMANSA

3000 Series

30 LC 1450

105,820 lb



R	131.2	164.0	196.9	229.7	262.5	ft
	103,070	78,810	61,840	43,650	35,270	lb
	93,700	71,650	56,220	39,680	33,070	lb

POWER LIFT



3000 Series

(H) (H - 1.0 ft)

EN 14439 (C/25)

DIAGRAMA DE CARGAS

Load chart / Diagramme de charges / Lastdiagramm / Diagramma di carico / Диаграмма распределения нагрузки

R (ft)																														
262.5	87.3	108.3	114.8	124.7	131.2	141.1	147.6	157.5	164.0	173.9	180.4	190.3	196.9	203.4	210.0	248.0	252.6	255.9	262.5	ft										
	105,820	81,810	76,170	68,870	64,660	59,110	55,820	51,460	48,830	45,300	43,170	40,230	38,450	36,790	35,270	35,270	34,520	34,040	33,070	lb										
229.7	101.4	108.3	114.8	124.7	131.2	141.1	147.6	157.5	164.0	173.9	180.4	190.3	196.9	206.7	213.3	224.4	ft													
	105,820	97,910	91,290	82,760	77,800	71,300	67,460	62,300	59,240	55,090	52,580	49,160	47,070	44,200	42,440	39,680	lb													
196.9																113.2	124.7	131.2	141.1	147.6	157.5	164.0	173.9	180.4	190.3	191.6	ft			
																105,820	94,470	88,910	81,570	77,270	71,500	68,030	63,360	60,560	56,700	56,220	lb			
164.0																114.5	124.7	131.2	141.1	147.6	157.5	158.8	ft							
																105,820	95,590	89,970	82,560	78,220	72,380	71,650	lb							
131.2																113.5	124.7	126.0	ft											
																105,820	94,860	93,700	lb											

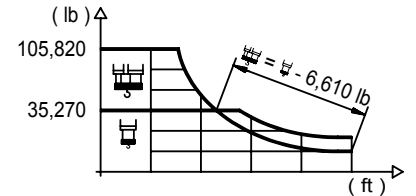


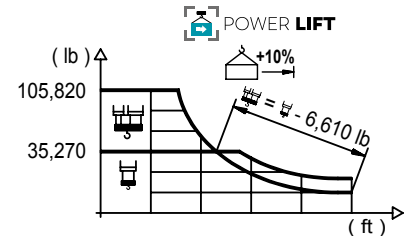


DIAGRAMA DE CARGAS POWERLIFT

Load chart PowerLift / Diagramme de charges PowerLift / Lastdiagramm PowerLift / Diagramma di carico PowerLift / Диаграмма распределения нагрузки PowerLift

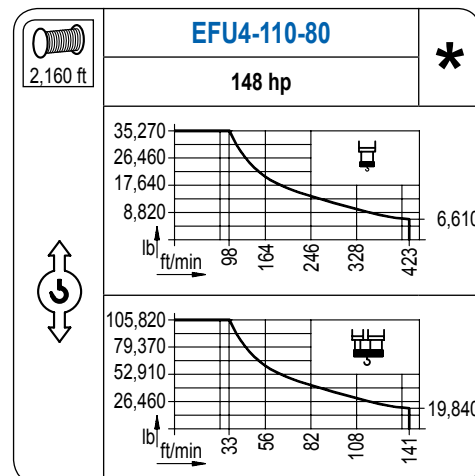
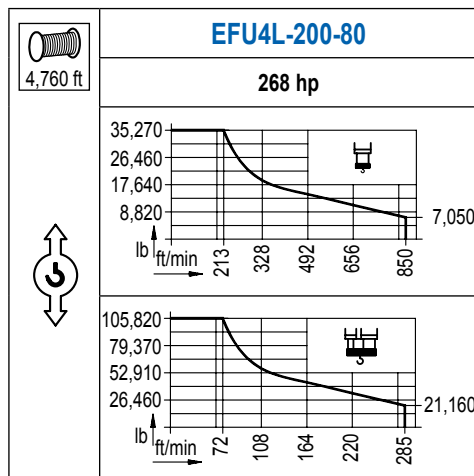
R (ft)																																		
262.5	93.2	98.4	108.3	114.8	124.7	131.2	141.1	147.6	157.5	164.0	173.9	180.4	190.3	196.9	206.7	213.3	224.1	262.5	ft															
	105,820	98,990	88,320	82,280	74,490	69,970	64,020	60,540	55,840	53,040	49,250	46,980	43,850	41,930	39,330	37,720	35,270	35,270	lb															
229.7																108.9	114.8	124.7	131.2	141.1	147.6	157.5	164.0	173.9	180.4	190.3	196.9	206.7	213.3	224.4	ft			
																105,820	99,270	90,080	84,740	77,710	73,570	68,030	64,730	60,250	57,560	53,860	51,610	48,520	46,630	43,650	lb			
196.9																122.0	131.2	141.1	147.6	157.5	164.0	173.9	180.4	190.3	191.6	ft								
																105,820	97,240	89,310	84,630	78,370	74,650	69,580	66,530	62,370	61,840	lb								
164.0																123.7	131.2	141.1	147.6	157.5	158.8	ft												
																105,820	98,720	90,680	85,940	79,590	78,810	lb												
131.2																123.0	126.0	ft																
																105,820	103,070	lb																



3000 Series


MECANISMOS


Mechanisms / Mécanismes / Antriebe / Meccanismi / Механизмы





MECANISMOS

Mechanisms / Mécanismes / Antriebe / Meccanismi / Механизмы

	CFU-18
	24 hp
0 ⇔ 295 ft/min	

	GFU-15
	4x 20 hp
0 ⇔ 0,7 rpm	

	TRA-12
	4x 88 ft-lb
	78 ft/min
	10CR85

	TRA-12VC
	4x 88 ft-lb
	78 ft/min
	10CR85

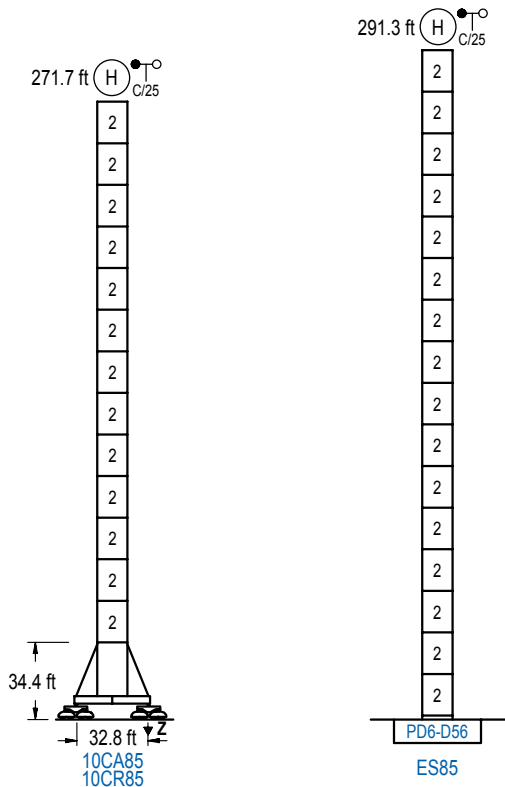
POTENCIA / POWER / PUISSANCE / LEISTUNG / POTENZA / МОЩНОСТЬ				Tensión de alimentación / Operating voltage / Tension de service / Betriebsspannung / Tensione di alimentazione / Напряжение источника питания	Generador / Generator / Générateur / Generator / Generatore / Генератор
Elevación / Hoist / Levage / Hub / Sollevamento / Тип механизма (подъем)	Carro / Trolley / Chariot / Laufkatze / Carrolo / Грузовая тележка	Giro / Slewing / Rotation / Drehbewegung / Rotazione / Поворот	Traslación / Travel / Translation / Verfahrbewegung / Traslazione / Ход		
EFU4L-200-80	CFU-18	(4x) GFU-15	(4x) TRA-12	480 V 3ph 60 Hz	475 kVA

Opcional / Optional / En option / Kaufoption / Opzionale / Опционально
*

ALTURAS BAJO GANCHO

Heights under hook / Hauteurs sous crochet / Hakenhöhen / Altezza sotto gancio / Высота под крюком

∅ 13.1 ft

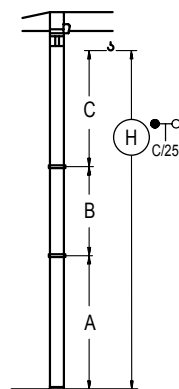


n°	Ref.	∅	h
2	D56	13.1	18.0

Z máx.	En servicio / In operation / En service / In Betrieb / In servizio / При работе	10CR85 ...595 kip
	Fuera de servicio / Out of service / Hors service / Ausser Betrieb / Fuori servizio / В стационарном состоянии	10CR85 ...710 kip

GRÚA ARRIOSTRADA

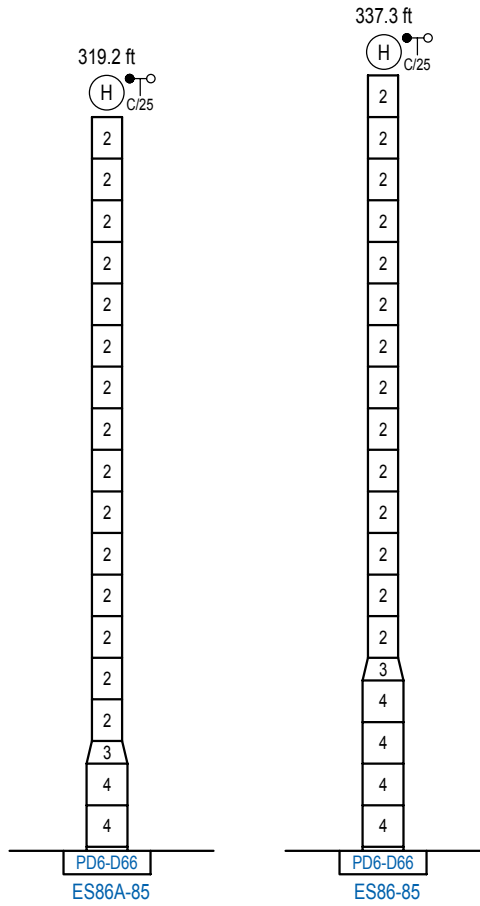
Braced crane / Grue à entretoisement / Abgespannter Kran / Gru ancorata / Нарастиваемый кран

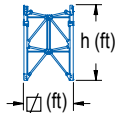


	10CA85	
A max	214.9	124.7
B max	-	162.4 90.2
C max	219.2	219.2
H max	434.1	596.5

	ES85	
A max	234.6	126.3
B max	-	162.4 90.2
C max	219.2	219.2
H max	453.7	616.1

Otras zonas de viento o alturas superiores consultar / Other wind zones or additional hook heights on request / Autres zones de vent ou des hauteurs supplémentaires sur demande / Andere Windzonen oder weitere Hakenhöhen auf Anfrage / Per zone con velocità del vento particolari o altezze superiori consultare il fabbricante / При других ветренных зонах о при большой высоте проконсультируйтесь с нами



	n°	Ref.	Ø	h	n°	Ref.	Ø	h
		2	D56	13.1	18.0	3	TD66D56	17.7
					4	D66	17.7	18.0

Otras zonas de viento o alturas superiores consultar / Other wind zones or additional hook heights on request / Autres zones de vent ou des hauteurs supplémentaires sur demande / Andere Windzonen oder weitere Hakenhöhen auf Anfrage / Per zone con velocità del vento particolari o altezze superiori consultare il fabbricante / При других ветренных зонах о при большой высоте проконсультируйтесь с нами

3000 Series