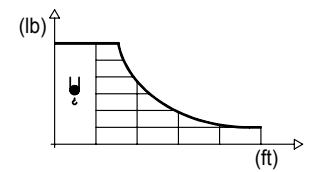


R	65.6	73.8	82.0	90.2	98.4	106.6	114.8	123.0	131.2
	5,510	5,510	2,250	2,200	2,410	2,410	2,870	2,430	2,200
	5,510	4,740	4,190	3,640	3,310	3,090	2,650	2,200	1,980
POWER LIFT	5,510	2,470	2,200	4,230	3,880	3,640	3,150	2,670	2,430
POWER LIFT	5,510	4,740	4,190	3,640	3,310	3,090	2,650	2,430	2,200
	ft	ft	ft	ft	ft	ft	ft	ft	ft
	lb	lb	lb	lb	lb	lb	lb	lb	lb
	lb	lb	lb	lb	lb	lb	lb	lb	lb
	lb	lb	lb	lb	lb	lb	lb	lb	lb

DIAGRAMA DE CARGAS

Load chart / Diagramme de charges / Lastdiagramm / Diagramma di carico / Диаграмма распределения нагрузки

R (ft)	ψ	RCmax (ft)	24.6	32.8	41.0	49.2	57.4	65.6	73.8	82.0	90.2	98.4	106.6	114.8	123.0	131.2	↔ (ft) ↓ (lb)
131.2		60.0					5,510	4,980	4,370	3,860	3,460	3,130	2,840	2,600	2,380	2,200	
123.0		61.0					5,510	5,070	4,430	3,920	3,510	3,170	2,890	2,650	2,430		
114.8		65.3					5,510	5,470	4,780	4,250	3,810	3,440	3,130	2,870			
106.6		68.2						5,510	5,050	4,480	4,010	3,640	3,310				
98.4		66.6						5,510	4,920	4,340	3,900	3,530					
90.2		65.9						5,510	4,850	4,300	3,860						
82.0		67.3						5,510	4,960	4,410							
73.8		67.3						5,510	4,960								
65.6		65.6						5,510									



R (ft)	ψ/ψψ	RCmax (ft)	24.6	32.8	41.0	49.2	57.4	65.6	73.8	82.0	90.2	98.4	106.6	114.8	123.0	131.2	↔ (ft) ↓ (lb)
131.2		32.5	11,020	10,910	8,420	6,810	5,690	4,850	4,210	3,680	3,280	2,930	2,650	2,380	2,180	1,980	
123.0		32.8		11,020	8,530	6,900	5,750	4,920	4,250	3,750	3,330	2,980	2,670	2,430	2,200		
114.8		35.1		11,020	9,190	7,430	6,220	5,310	4,610	4,060	3,620	3,240	2,910	2,650			
106.6		36.4		11,020	9,630	7,830	6,550	5,600	4,850	4,280	3,810	3,420	3,090				
98.4		35.4		11,020	9,370	7,610	6,350	5,420	4,720	4,140	3,680	3,310					
90.2		35.1		11,020	9,260	7,500	6,260	5,360	4,650	4,100	3,640						
82.0		35.8		11,020	9,460	7,670	6,420	5,470	4,760	4,190							
73.8		35.8		11,020	9,410	7,630	6,390	5,450	4,740								
65.6		36.1		11,020	9,520	7,720	6,440	5,510									

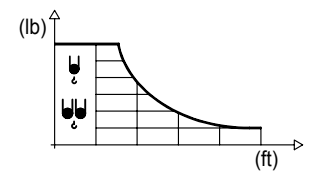
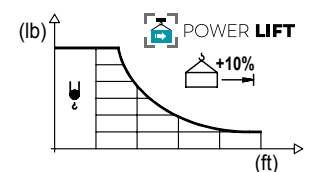


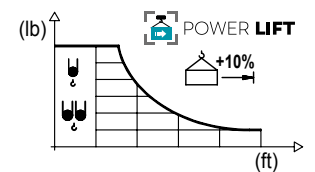
DIAGRAMA DE CARGAS POWERLIFT

Load chart PowerLift / Diagramme de charges PowerLift / Lastdiagramm PowerLift / Diagramma di carico PowerLift / Диаграмма распределения нагрузки PowerLift

R (ft)	ψ	RCmax (ft)	24.6	32.8	41.0	49.2	57.4	65.6	73.8	82.0	90.2	98.4	106.6	114.8	123.0	131.2	↔ (ft) ↓ (lb)
131.2		64.9					5,510	5,450	4,760	4,230	3,790	3,420	3,110	2,840	2,620	2,430	
123.0		65.8						5,510	4,830	4,300	3,840	3,480	3,170	2,890	2,670		
114.8		70.6						5,510	5,250	4,650	4,170	3,770	3,440	3,150			
106.6		74.0							5,510	4,920	4,410	3,990	3,640				
98.4		72.3						5,510	5,380	4,780	4,280	3,880					
90.2		71.5						5,510	5,310	4,720	4,230						
82.0		73.2						5,510	5,470	4,850							
73.8		73.0						5,510	5,450								
65.6		65.6						5,510									



R (ft)	ψ/ψψ	RCmax (ft)	24.6	32.8	41.0	49.2	57.4	65.6	73.8	82.0	90.2	98.4	106.6	114.8	123.0	131.2	↔ (ft) ↓ (lb)
131.2		34.7		11,020	9,080	7,360	6,150	5,250	4,560	4,010	3,570	3,200	2,890	2,620	2,380	2,180	
123.0		35.1		11,020	9,220	7,470	6,240	5,340	4,630	4,080	3,620	3,240	2,930	2,670	2,430		
114.8		37.5		11,020	9,940	8,070	6,750	5,780	5,030	4,430	3,950	3,550	3,200	2,910			
106.6		39.2		11,020	10,470	8,510	7,120	6,110	5,310	4,670	4,170	3,750	3,400				
98.4		36.3		11,020	10,190	7,780	6,920	5,560	4,830	4,250	3,790	3,400					
90.2		37.9		11,020	10,050	8,160	6,830	5,840	5,090	4,480	3,990						
82.0		38.7		11,020	10,320	8,380	7,010	6,000	5,220	4,610							
73.8		38.5		11,020	10,270	8,330	6,990	5,970	5,200								
65.6		39.0		11,020	10,410	8,470	7,080	6,060									



MECANISMOS

Mechanisms / Mécanismes / Antriebe / Meccanismi / Механизмы

ES3-18-12
820 ft
29 hp

	I	II	III
ft/min	32	126	252
lb	5,510	5,510	2,870

	I	II	III
ft/min	16	63	126
lb	11,020	11,020	5,730

ES3-13-12
740 ft
21 hp

	I	II	III
ft/min	24	94	189
lb	5,510	2,500	2,870

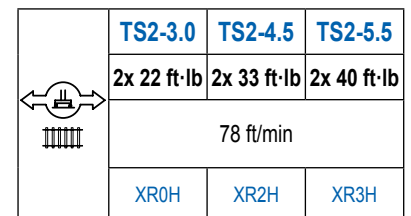
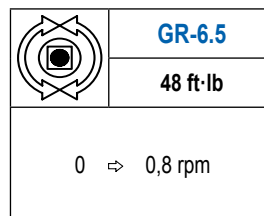
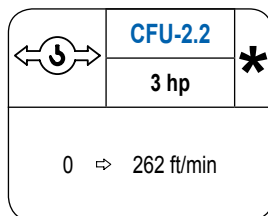
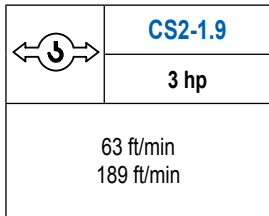
	I	II	III
ft/min	12	47	94
lb	11,020	11,020	5,730

EFU2-18-12
820 ft
24 hp

EFU2-11-12
740 ft
15 hp

MECANISMOS

Mechanisms / Mécanismes / Antriebe / Meccanismi / Механизмы



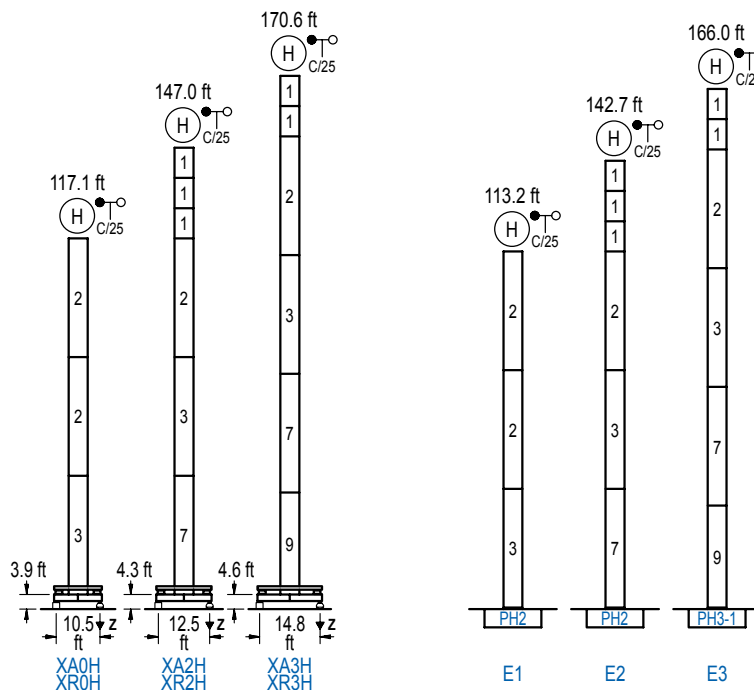
POTENCIA / POWER / PUISSANCE / LEISTUNG / POTENZA / МОЩНОСТЬ				Tensión de alimentación / Operating voltage / Tension de service / Betriebsspannung / Tensione di alimentazione / Напряжение источника питания	Generador / Generator / Générateur / Generator / Генератор
Elevación / Hoist / Levage / Hub / Sollevamento / Тип механизма (подъем)	Carro / Trolley / Chariot / Laufkatze / Carrelo / Грузовая тележка	Giro / Slewing / Rotation / Drehbewegung / Rotazione / Поворот	Traslación / Travel / Translation / Verfahrbewegung / Traslazione / Ход	480 V 3ph 60 Hz	107 kVA 90 kVA 60 kVA 48 kVA
ES3-18-12	CS2-1.9	GR-6.5	(2x) TS2-3.0		
ES3-13-12			(2x) TS2-4.5		
EFU2-18-12	CFU-2.2		(2x) TS2-5.5		
EFU2-11-12					

Opcional / Optional / En option / Kaufoption / Opzionale / Опционально

ALTURAS BAJO GANCHO

Heights under hook / Hauteurs sous crochet / Hakenhöhen / Altezza sotto gancio / Высота под крюком

∅ 3.9 ft



n°	Ref.	∅	h
1	MH111	3.9	9.8
2	MH114	3.9	38.7
3	MH114A	3.9	38.7
5	MH121	3.9	9.8
7	MH124A	3.9	38.7
9	MT123	3.9	33.1

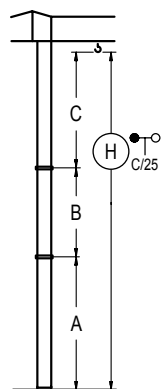
MH114 = 4x MH111 - 0.7 ft

H = H + 0.7 ft
 H = H
 H = H - 0.7 ft

Z máx.	En servicio / In operation / En service / In Betrieb / In servizio / При работе	XR0H..... 84 kip XR2H..... 95 kip XR3H... 104 kip
	Fuera de servicio / Out of service / Hors service / Ausser Betrieb / Fuori servizio / В стационарном состоянии	XR0H... 106 kip XR2H... 148 kip XR3H... 170 kip

GRÚA ARRIOSTRADA

Braced crane / Grue à entretoisement / Abgespannter Kran / Gru ancorata / Нарастиваемый кран

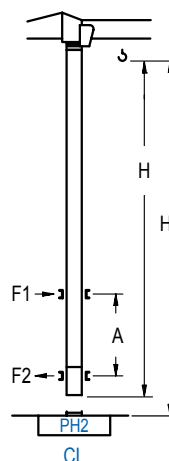


	XA0H	XA2H	XA3H
A max	101.0	130.2	153.9
A min	52.5	81.7	115.2
B max	- 68.9	- 68.9	- 68.9
B min	- 39.4	- 39.4	- 39.4
C max	89.2	89.2	89.2
H max	190.3	259.2	219.5

	E1	E2	E3
A max	97.1	126.0	149.3
A min	48.6	77.4	110.6
B max	- 68.9	- 68.9	- 68.9
B min	- 39.4	- 39.4	- 39.4
C max	89.2	89.2	89.2
H max	186.4	255.2	215.2

GRÚA TREPADORA

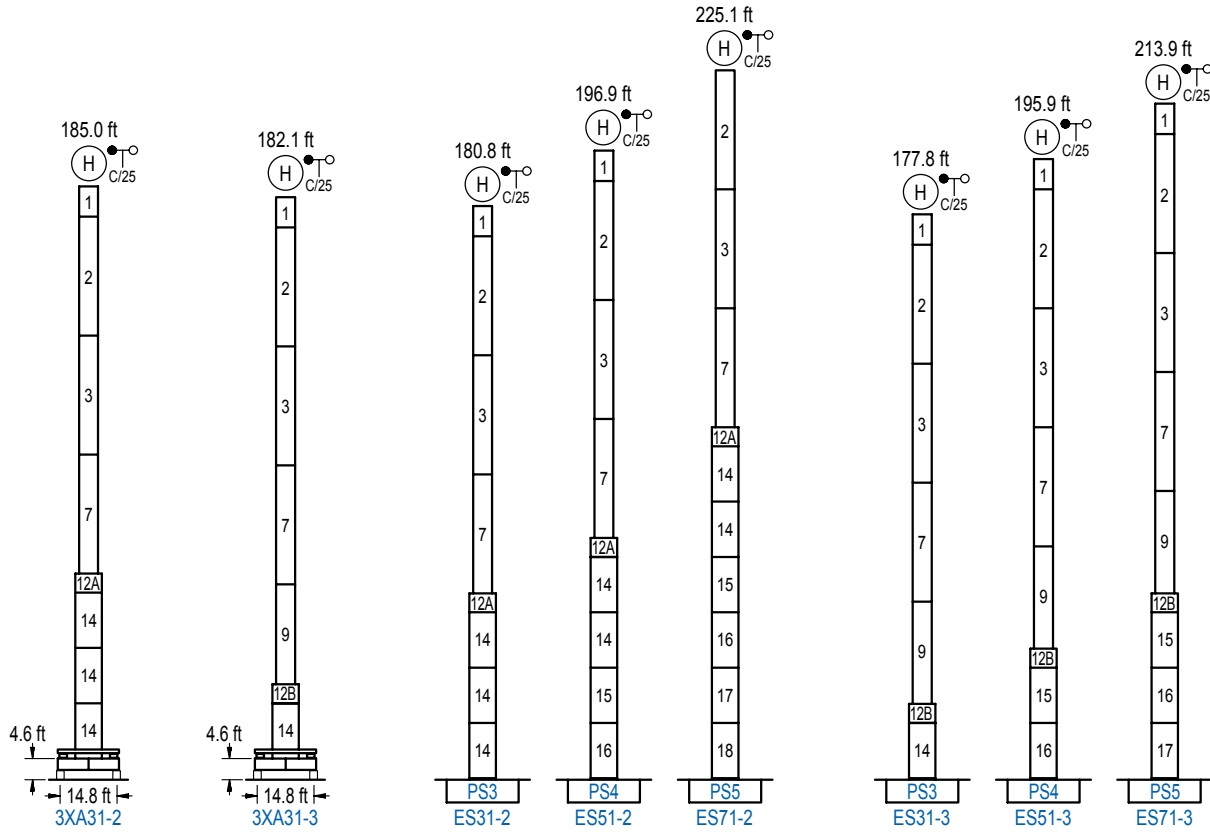
Internal climbing crane / Grue avec cage de télescopage intérieure / Kran mit klettern im Gebäude / Gru in rampante in cavedio / Кран с самоподъемом



∅	H	Hs < 980 ft	
		A max (ft)	A min (ft)
142.1 ft	5x MH111 + MH121A + 4x MH121 + 4x MT12-3A + CL20A	39.4	26.2
132.2 ft	5x MH111 + MH121A + 3x MH121 + 4x MT12-3A + CL20A	39.4	26.2
122.4 ft	5x MH111 + MH121A + 2x MH121 + 4x MT12-3A + CL20A	39.4	23.0

n°	Ref.	∅	h
1	MH111	3.9	9.8
4	MH121A	3.9	9.8
5	MH121	3.9	9.8
10	MT12-3A	3.9	9.5
11	CL20A	3.9	8.5

Otras zonas de viento, alturas superiores, arriostramientos o trepado interno consultar / Other wind zones, additional hook heights, tie frames or internal climbing on request / Autres zones de vent, des hauteurs supplémentaires, entretoisements ou grues avec cage de télescopage intérieure, sur demande / Andere Windzonen, weitere Hakenhöhen, Abspannungen zum Gebäude oder Klettern im Gebäude auf Anfrage / Per zone con velocità del vento particolari, altezze superiori, ancoraggi o rampante in cavedio, consultare il fabbricante / При других ветренных зонах, при большой высоте, привязках к зданию или наращивании крана внутри здания проконсультируйтесь с нами



n°	Ref.	∅	h	n°	Ref.	∅	h	n°	Ref.	∅	h
1	MH111	3.9	9.8	12A	TMS13/PMH12	5.2	3.3	16	S14	5.2	18.0
2	MH114	3.9	38.7	12B	TMS13/PMH13	5.2	3.3	17	TS15	5.2	18.0
3	MH114A	3.9	38.7	14	S13	5.2	18.0	18	S15	5.2	18.0
7	MH124A	3.9	38.7	15	TS14	5.2	18.0				
9	MT123	3.9	33.1								
MH114 = 4x MH111 - 0.7 ft				1x S13 = 1x S13M				1x S15 = 1x S15M			

Otras zonas de viento o alturas superiores consultar / Other wind zones or additional hook heights on request / Autres zones de vent ou des hauteurs supplémentaires sur demande / Andere Windzonen oder weitere Hakenhöhen auf Anfrage / Per zone con velocità del vento particolari o altezze superiori consultare il fabbricante / При других ветренных зонах о при большой высоте проконсультируйтесь с нами